



WATERPROOFING SYSTEM

REPAIR & RESTORATION

GROUTS & ANCHORS

CONCRETE ADMIXTURES

FLOORING & COATINGS

BUILDING & JOINTS SEALANTS

RETAIL PRODUCT GUIDE



INTRODUCTION

At MYK Arment we Set Standards of Excellence & Trust in the Global Construction Chemical Industry. The cornerstone of our business is formulated around the belief that the industry expects much more than just the product / service offered. Hence, our products & services are engineered to:

- Provide Improved material performance
- Demonstrate greater reliability & durability
- Be cost-effective & optimal
- Contribute to the environmental sustainability efforts.

We constantly strive to raise the bar on the above parameters through innovation on our product & service offerings by working closely with our customers to identify what they need most - whether it's innovative product development, greater efficiency or application expertise. Together with the customer, we want to make sure that every interaction is a step in our journey towards excellence. Our service is backed by our strong relationships with architects, contractors, specifiers, building materials suppliers and concrete producers who offer high quality products and industry leading technical support. Our Product range includes admixtures, grouts & anchors, repair mortars, bonding agents, adhesives, flooring coatings, curing and sealing compounds, dry shake hardeners, joint fillers, sealants, densifiers, waterproofing, repair and other products.

Our unique brand names also exemplify the product category:

Waterproofing	-	AquaArm
Flooring & Coatings	-	FloArm
Repair & Restoration	-	ReArm
Grouts & Anchors	-	ArmGrout
Buildings & Joint Sealants	-	SealArm
Admixtures & Surface Treatments	-	Armix
Grinding Aids	-	ArmAid

These products are produced in Hyderabad, Bhiwandi, Kolkata and Vapi. The MYK Arment products leverage cutting edge technology of Schomburg, Germany.

What we have on offer is a unique blend of "German Technology" Expertise to serve Indian Global Market.

INDEX

Product	Page No.
Waterproofing Systems	
AquaArm Proof WP 10	07
AquaArm Proof WP - P	08
AquaArm Multicrete	09
AquaArm Unicoat	10
AquaArm Right Coat	11
AquaArm Wonder Coat	12
AquaArm Cem Coat	13
AquaArm Top Guard	14
AquaArm Flexi coat	15
AquaArm Super Flex	16
AquaArm Tank Coat	17
AquaArm WPU Ultra	18
AquaArm Ultra Primer	19
AquaArm Kool Roof	20
AquaArm Kool Roof Primer	21
AquaArm Crystalline IC	22
AquaArm Sani Guard	23
SealArm Joint Tape	24
AquaArm Damp Coat	25
AquaArm Latex 45	26
AquaArm Bond Latex	27
Repair & Restoration	
ReArm Coat ZP	31
ReArm Krackfill Paste	32
ReArm Krackfill	33
ReArm Repair Mortar	34
ReArm Super Bond	35
ReArm Bond SBR	36
ReArm Stone Guard-W	37
ReArm Stone Guard-S	38
ReArm Insta Plug	39
ReArm Micro Concrete	40
ReArm Rust Remover	41
ReArm Rust Convertor	42

INDEX

Grouts & Anchors

Arm Grout ADD	45
Arm Grout NS-50	46
Arm Grout NS-65	47
Arm Grout HF	48

Admixtures & Surfaces Treatments

Armix Superplast	51
Armix Plast 111	52
Armix Dura Fast AC	53
Armix HP 5	54
Armix HP 10	55
Armix HP 20	56

Flooring & Coatings

FloArm Floor Hard	59
FloArm PU Shield G	60
FloArm PU Shield M	61
FloArm Coat APB	62

Building & Joint Sealants

SealArm PSP	65
SealArm PSG	66
SealArm Tape Bond	67
SealArm PU Flex	68
SealArm Corner Tape	69
SealArm Joint Tape S	70

WATERPROOFING SYSTEMS



Description:

It is a single component, chloride free, Integral Waterproofing Liquid admixture for concrete and mortar to minimize the shrinkage in cracks, permeability and increase the waterproofing properties of concrete and mortar.

Usage:

- For Waterproofing of concrete on roof slabs
- Water tanks and screed
- Internal and external plaster

Advantages:

- Improves workability
- High reduction in permeability
- Reduces shrinkage cracks
- Chloride free, hence doesn't affect concrete
- Increases cohesiveness of concrete & mortars.
- Confirming to IS2645

Mixing & Application:

AquaArm Proof WP-10 should be mixed with gauging water or can be added to the concrete during the process of mixing @ 125 ml per 1 bag of cement (50kg)

Packaging: 125 ml, 500 ml, 1, 5, 10, 20 & 100 Lit.

Dosage/Coverage:

125 ml per 1 bag of cement (50 kg)

Precaution:

Do not change the dosage because it would affect the setting time.

Health & Safety:

Use of hand gloves is necessary while mixing the Product. In case of contact with skin or eyes, use plenty of water to wash and obtain medical help immediately.

Storage: Store in cool dry place

Shelf Life: 12 months from date of manufacturing.



Description:

AquaArm Proof WP-P is Integral waterproofing powder which is composed of waterproofing additives in powder form, used for waterproofing of concrete and cement plasters.

Usage:

- Roofslabs
- Water tanks and screeds
- Internal/External plastering

Advantages:

- Chloride - free hence no chance of corrosion of reinforcement bars.
- Effective pore filler helps to fill capillaries and pores to prevent water seepage.
- Makes the mix cohesive and denser, reduces permeability.
- Most economical water proofing additive, reduces water absorption.
- Compatible with all types & grades of cements.

Mixing & Application:

Add AquaArm Proof WP-P to the dry mix of cement sand and mix evenly until a homogeneous mix is obtained. Add the measured quantity of potable water as per decided W/C (water cement) ratio and mix to a homogeneous & uniform consistency concrete / mortar. Place the mixed concrete / mortar into shuttering provided. Cure the concrete / mortar surface as per regular practices of water curing.

Packaging: 500 g Pack

Dosage/Coverage:

500 g of AquaArm Proof WP-P for every 50 kg of cement.


Precaution: Do not use with water

Health & Safety:

Use of hand gloves is necessary while mixing the Product. In case of contact with skin or eyes, use plenty of water to wash and obtain medical helps immediately.

Storage: Store in cool dry place

Shelf Life: 12 months from date of manufacturing.



Description:

It is an acrylic emulsion based bonding agent, used as a cement modifier when applied, provides good bond with masonry/ cement and thus improves the tensile and flexural strength properties of the mortar.

Usage:

- Waterproofing of small terraces, Toilets, chajja, masonry surfaces, residential water tanks etc.
- As a bonding agent for old and new concrete / mortar, useful as an additive for making repair mortars/ concrete

Advantages:

- Adhesion strength to the base concrete surface is distinctly improved. The tensile and flexural strength increases in comparison to the reference mix mortar
- Excellent bond to stone work plaster. Compatible with all common hydraulic cements
- Economical to use

Mixing & Application:

As Waterproof Coating: The Surface should be properly prepared and devoid of any impurities. The surface should be pre-wetted and no dry areas lefts. Then Apply 1st coat and allow it to dry for approximately 5 hours. Apply 2nd coat and allow it to air cure for at least 3 days. Protect the coating with a mortar screed of 15-25mm thick from damage. Plaster over Vertical surfaces shall be done when the 2nd coat is tacky to ensure better bond with the surface. 1 ltr:1.5 kg to 2 kg cement for 2 sq.m.area.

As Bonding Agent: Clean the surface thoroughly of its loose concrete, dust etc. and pre-wet with water to a SSD (Saturated Surface Dry) condition. Ensure that there is no standing water. Apply with a brush a single coat over the clean surface, allow this coat to become tacky and then apply fresh concrete/mortar. If bond coat is dried, apply another to ensure effective bonding.

Packaging: 500 ml, 1, 5, 10, 20, 50, 100 Lit Pack

Dosage/Coverage:

Pmm: 7% to 10% by weight of bag

Binder: 1ltr: 1kg cement for old terraces

Coating: 1sqm in two coats


Precaution: Do not use with water

Health & Safety:

Use of hand gloves is necessary while mixing the Product In case of contact with skin or eyes, use plenty of water to wash and obtain medical helps immediately.

Storage: Store in cool dry place

Shelf Life: 12 months from date of manufacturing.



Description:

AquaArm UniCoat is a single component styro-acrylic polymer, specially designed for multipurpose, economical and effective waterproofing treatment.

Usage:

- Waterproofing of terrace, Old/new terrace
- Toilets
- Chajja
- Masonry wall, roof etc.

Advantages:

- Easy application
- Flexible coating, also suitable for spray application.
- UV stable

Mixing & Application:

Pre-wet the surface before the application. Mix 1 part of AquaArm UniCoat With 2 part of cement, mix the material until a homogeneous mass is obtained. Apply two coats by brush. In critical condition apply one additional coat.

Packaging: 500 ml, 1, 5, 10 & 20 Lit Pack

Dosage/Coverage:

Coating 2sqm - 1ltr: 1.5 to 2 kg cement in two coats.

Precaution: Do not use water

Health & Safety:

Use of hand gloves is necessary while mixing the Product In case of contact with skin or eyes, use plenty of water to wash and obtain medical helps immediately.

Storage: Store in cool dry place

Shelf Life: 12 months from date of manufacturing.



Description:

It is single component water based acrylic waterproof coating. It can be applied to most structural surfaces to make them waterproof. The coating is UV stable and highly reflective with high flexibility.

Usage:

- It is used for waterproofing all types of RCC surfaces such as roofs, chajja, parapet walls and external walls.
- Asbestos cement sheets roofs can also be waterproofed using scrim cloth or Aso Joint Tape at the junctions overlaps and J – bolts as reinforcement.
- Can be used as a damp proof course applied under the first layer of bricks or blocks in masonry works.

Advantages:

- UV resistant hence can be used for external application
- Seamless application
- Single component and easily brush applied
- Breathable
- Cures to give a permanently flexible and resilient surface resistant to a wide range of temperatures
- Can be used on wet surfaces and during rainy season
- Mechanical damages to the membrane can easily be repaired by spot application
- No cleaning solvents are required and can be washed off with water when it is still wet.
- Decrease 3°C to 4°C surface temperature approximately

Mixing & Application:

Surface is thoroughly prepared and devoid any of impurities. Then Primer is used on the surface before doing the final-application.

For Primer -Dilute one part by volume of AquaArm RightCoat with one part of clean water and apply with a brush evenly on the surface.

For Coating- Two Coats are recommended. When the primer coat is touch dry apply the first coat. The Second coat needs to be perpendicular to the first coat, which ensures uniform masking & even application.

Packaging: 1, 3, 13 & 25 kg Pack

Dosage/Coverage: 1 kg will cover 2 Sqm @ 200 microns DFT

Precaution: Do not use on surface where water loggings are taking place (ii) do not mix water for coating purpose

Health & Safety: Use of hand gloves is necessary while mixing the Product In case of contact with skin or eyes, use plenty of water to wash and obtain medical help immediately.

Storage: Store in cool dry place

Shelf Life: 12 months from date of manufacturing.



Description:

It is single component water based acrylic waterproof coating. It can be applied to most structural surfaces to make them waterproof. The coating is UV stable and highly reflective with high flexibility.

Usage:

- Roof chajjas, parapet walls and external walls.
- Asbestos cement sheets roofs can also be waterproofed using scrim cloth or SealArm Joint Tape at the junctions overlaps and J - bolts as reinforcement.
- As a damp proof course applied under the first layer of bricks or blocks in masonry works.

Advantages:

- UV resistant hence can be used for external application, Seamless application. Applied directly from the container
- Single component and easily brush applied.
- Breathable, cures to give a permanently flexible and resilient surface resistant to a wide range of temperatures Can be used on wet surfaces and during rainy season.
- Mechanical damages to the membrane can be easily be repaired by spot application.
- No cleaning solvents are required and can be washed off with water when it is still wet.

Mixing & Application:

Surface is thoroughly prepared by AquaArm MultiCrete and ReArm CrackFill Paste and devoid of any impurities. Then primer is used on the surface before doing the final application.

For Primer - dilute one part by volume of AquaArm WonderCoat with one part of clean water and apply with a brush evenly on the surface.

For Coating: - Two Coats are recommended. When the primer coat is touch dry apply the first coat. The Second coat needs to be perpendicular to the first coat, which ensures uniform masking & even application.

Packaging: 3, 13 & 25 Kg Pack

Dosage / Coverage: 1 kg will cover 2 Sqm @200 microns DFT


Precaution: Do not use water for coating purpose. Crack filling has to be done by using ReArm CrackFill Paste.

Health & Safety:

Use of hand gloves is necessary while mixing the Product In case of contact with skin or eyes, use plenty of water to wash and obtain medical helps immediately.

Storage: Store in cool dry place

Shelf Life: 12 months from date of manufacturing.



Product Description:

AquaArm CemCoat is a two component acrylic polymer modified waterproofing membrane which consists of AquaArm CemCoat powder and AquaArm CemCoat liquid acrylic Polymer. AquaArm CemCoat powder grey consists of specially selected cements, graded hard wearing aggregates and additives supplied in powder and AquaArm CemCoat liquid component of blended acrylic copolymers.

Properties:

AquaArm CemCoat provides a seamless, waterproof coating suitable for use in water tanks, reservoirs, swimming pools, roofs and to ensure water tightness.

AquaArm CemCoat provides a tough and durable coating which cannot be easily damaged or worn away.

AquaArm CemCoat effectively seals concrete masonry walls and bridges the shrinkage cracks which are static.

AquaArm CemCoat effectively protects against concrete decay providing a long lasting barrier to waterborne corrosive salts and atmospheric gases

Advantages:

- Applied directly to the damp concrete and masonry.
- Non-toxic-ideal for potable water tanks.
- Waterproof - Excellent for damp proofing basements.
- Breathable allows transmission of water vapor from interior of building.
- Good resistance to Carbon dioxide and Chloride ion diffusion.
- Excellent for concrete roof, leaking brick and masonry walls.

Mixing & Application Instructions:

The powder component is added gradually to the liquid avoiding lump formation and mixed for 2-4 minutes. Then add remaining half volume of desired qty, with a slow speed drill mixer (350-450 rpm). AquaArm CemCoat shall be applied in two coats to achieve 1mm thickness. The second coat of AquaArm CemCoat shall be applied as soon as the first coat has reached touch dry state.

Packaging:

Available in 37 kg Composite Pack (Powder-28 & Liquid-9 Kgs)

Coverage:

For packing 37 Kgs -19 m² / pack

Health & Safety:

AquaArm CemCoat is non-toxic but it is alkaline in nature. Gloves and goggles should be worn. Any splashes to the skin or eyes should be washed off with clean water. In the event of prolonged irritation, medical advice should be sought. Should use a dust mask while handling the powder part.

Storage:

12 months from the date of manufacturing.

Technical Support:

Technical information regarding MYK Arment range of products can be obtained from the technical cell of MYK Arment.

Description:

AquaArm Top Guard is a cementitious, acrylic polymer dispersion based flexible protective coating and waterproof barrier. This product is two-component and resistant to water, moisture and abrasion. Its liquid mixing component is solvent free. AquaArm TopGuard is a stand-alone product. It can be top or over-coated with flexible or rigid mortars, stuccos or coatings for uniform appearance.

Usage:

- Balconies/Chajja

Advantages:

- Breathable flexible
- SelfCuring

Mixing & Application:

- Toilet/Bathrooms
- Roof&Terraces

AquaArm Top Guard comes in a pre-weighed composite bag of powder as Component A and Polymer liquid as Component B which should be mixed in the ratio of 6 : 2 parts by weight and mixed in a clean container with the help of a slow speed drill (350-400rpm) fitted with a paddle arrangement. The material should be mixed for 3-4 minutes till we get a homogeneous mix which is free of any lumps. Never add liquid to powder, powder has to be added to the liquid slowly. Over mixing should be avoided. The mix material is to be applied on the prepared pre-wetted surface (SSD conditions) in 2 coats. The 1st coat should be applied horizontally and the second coat should be applied vertically after 4-6 hours @ 30° C of the first coat. The application of AquaArm Top Guard is a simple brush application. Use soft bristle brush.

Packaging: 3, 8, 20 & 40 Kg Pack

Dosage/Coverage: AquaArm Top Guard to be applied typically at 1.5-2.5 kg/m². (Subject to application requirement)

Precaution: AquaArm Top Guard is self curing under normal condition

The coated substrate/area can be exposed to:

- Rain, vertical surface after approximately 4 hours @30°C temp.
- Rain, horizontal surface after approximately 12 hours 30°C temp
- Foot traffic after approx. 2 day 30°C temp

Health & Safety

AquaArm Top Guard may cause irritation due to its cementitious nature. As typical on most job sites, applicators should wear protective clothing, gloves, face mask, safety shoes and helmets.

Storage: Store in cool dry place

Shelf Life: 12 months from date of manufacturing



Description:

AquaArm FlexiCoat is a cementitious, acrylic polymer dispersion based flexible protective coating and waterproof barrier. This product is two-component and resistant to water, moisture and abrasion. Its liquid mixing component is solvent free. AquaArm FlexiCoat is a stand-alone product. It can be top or over-coated with flexible or rigid mortars, stuccos or coatings for uniform appearance.

Usage:

- Balconies, Chajja
- Roof & Terraces

Advantages:

- Elongation up to 30%
- Solvent free
- Breathable
- Crack bridging up to 1mm
- Resist hydrostatic pressure up to 50 meters
- Self curing

Mixing & Application:

AquaArm FlexiCoat comes in a pre-weighed composite bag of powder as Component A and Polymer liquid as Component B which should be mixed in the ratio of 3:1 by volume and mixed in a clean container with the help of a slow speed drill (350-400rpm) fitted with a paddle arrangement. The material should be mixed for 3-4 minutes till we get a homogeneous mix which is free of any lumps. Never add liquid to powder, powder has to be added to the liquid slowly. Over mixing should be avoided.

The surface should be pre-wetted up to SSD (Saturated Surface Dry) condition before doing the application of AquaArm FlexiCoat. The mix material is to be applied on the prepared pre-wetted surface in 2 coats. The 1st coat should be applied horizontally and the second coat should be applied vertically after 4-6 hours @ 25° C of the first coat. The application of AquaArm FlexiCoat is a simple brush application. Use soft bristle brush.

Packaging: 7 & 33 kg Pack

Dosage/Coverage: AquaArm FlexiCoat to be applied typically at 1.5- 3 kg/m². (Subject to application requirement).

Precaution: AquaArm FlexiCoat is self curing under normal condition. The coated substrate/area can be exposed to:

- Rain, vertical surface after approximately 3 hours
- Rain, horizontal surface after approximately 6 hours
- Foot traffic after approx. 1 day
- Pressure water after approx 28 days

Health & Safety: AquaArm FlexiCoat may cause irritation due to its cementitious nature. As typical on most job sites, applicators should wear protective clothing, gloves, face mask, safety shoes and helmets.

Storage: Store in cool dry place

Shelf Life: 12 months from date of manufacturing



Description:

AquaArm SuperFlex is a state of the art, highly flexible, crack bridging waterproof coating.

Usage:

- Basements, Retaining walls, Podium Slabs & Terraces
- Swimming pools (tiled and untitled)
- Marine and zoo aquarium tanks
- Plaza decks and patios
- Water and waste water treatment tanks
- Balconies, parapet walls, planter boxes
- Underneath tile mortars in kitchens, bathrooms, etc.

Advantages:

- Can be easily applied
Solvent free - environment friendly
- Root resistant coating
Applied to moist or damp substrates
- Permanently flexible coating, tensile elongation up to 80%
- Crack bridging up to 1.5 mm
- Resists strong hydrostatic pressure (tested up to 140 m water head, positive side), according to Standard DIN 4030.
- Potable water approval according to DVGW W347
- Available in different colors and can be painted or top-coated, providing designer and applicators with limitless possibilities for finished applications

Mixing & Application:

Take the 2/3rd content of the liquid component (The second component liquid of AquaArm SuperFlex) into a clean container and add AquaArm SuperFlex powder into it. Stir well with mechanical means @ 500-700 rpm until lump free homogeneous mix is obtained. The application of AquaArm SuperFlex is a simple brush application. Use soft bristle brush.

Packaging: 7 kg & 35 kg Composite Pack

Dosage/Coverage: Typically 2-2.5 kg/per sqm subject to application areas.

Precaution: Powder to be mixed in liquid. Do not dilute with water.

Health & Safety: Use of hand gloves is necessary while mixing the product. In case of contact with skin or eyes, use plenty of water to wash and obtain medical helps immediately.

Storage: Store in cool dry place

Shelf Life: 12 months from date of manufacturing.



Product Description:

AquaArm Tank Coat is a two component epoxy resin based waterproofing compound. One part is consisting of epoxy resin and the other part of hardener. After mixing both the parts, it can be thinned down with water of pre-determined quantity. One of the major advantages of AquaArm Tank Coat over solvent based epoxy is that it can be applied on damp surfaces also.

Area of Application:

- Cement-concrete water storage tanks.
- Damp walls (Interior/ exterior)
- As a primer before painting (Interior/ Exterior)
- Toilet and kitchen walls.
- As a putty with White Cement to fill the fine cracks of External walls
- Sterile area of pharmacy, food industries, hatcheries & aqua farms.

Advantages:

- Can be used as a primer for water based & solvent based paints.
- Non-toxic- CFTRI Certified for compatibility with potable water.
- Excellent resistance to water, salt water, dilute acids, alkalies, soap water, and other chemicals.
- Excellent resistance to positive (hydrostatic) water pressure.
- Water dilutable.
- Bonds strongly on cement concrete/mortar, plaster, asbestos sheet etc. surfaces.

Mixing Instructions:

Take a clean container of volume approx. 2 ltr. Stir the Base and Hardener thoroughly in their individual packs to achieve uniform consistency. Pour the base and hardener into the clean container. Mix base and hardener up to a smooth, paste-like material. After proper mixing of the base and hardener, add 500 ml water into the properly mixed paste. Mix the total mass up to a brushable consistency.

Application Instructions:

Any coating is to be applied only after proper surface preparation including surface treatment. Apply the first coat of mixed quantity of AquaArm Tank Coat by brush. Allow it to dry for 6 to 8 hrs and then apply second coat, allow it to Cure completely for 24 hours before applying a cement sand plaster on wall or a screed on floors

In case of several leakage problems due to more cracks on the walls, apply Aqua Arm Tank Coat and White Cement putty on the entire surface area. Allow it to dry for at least 24 hours.

Packing: 1.0 kg (Base + Hardener)

Coverage: As Coating: 7.5 to 8.5 m² per kg per coat,

As cement putty: 0.6 to 0.8 m² per kg per coat

Health & Safety:

Please adhere to valid European Materials Safety Data Sheet (MSDS).

Storage: 12 months from the date of manufacturing.

Technical Support: Technical information regarding Schomburg range of products can be obtained from the technical cell of MYK Arment.

Product Description:

AquaArm WPU Ultra is a single-component, liquid applied, elastomeric polyurethane coating for waterproofing concrete surfaces. AquaArm WPU Ultra provides excellent resistance to moisture, water, and salts penetration into concrete and masonry surfaces.

Usage:

AquaArm WPU Ultra is ideal for waterproofing of retaining walls, facades, balconies, terraces, roofs & wet areas.

Advantages:

- Liquid applied single component ready to use.
- Flexible & Crack bridging.
- Withstand water pressure up to 5 bars (+ve side).
- Good impact resistance and tensile strength.
- Excellent resistance to Chlorides and Alkalis.
- Provides a seamless coating.
- UV stable.

Mixing Instructions:

Just prior to application, thoroughly mix the contents of the container using a heavy duty slow speed power drill with a stiff mixing blade. Care should be taken to scrape the sides and bottom of the container with the mixer. Do not add Solvent, thinners, water at any time.

Application Instructions:

Surface is thoroughly prepared and prime the surface before the AquaArm WPU Ultra application.

After mixing AquaArm WPU Ultra should be immediately applied to the dry surface while ensuring a continuous coating of uniform thickness is obtained. A stiff nylon brush or short nap roller is recommended for such application.. A brush may be used for touch-up and edging work or for areas unsuitable for roller application.

Primer: AquaArm Ultra Primer

Packing: 25kg

Coverage:

For bathroom: 1.5 kg/m² for 1 mm DFT.

For terrace area: 2 Kg/m² for 1.1 mm DFT.

For swimming Pool: 3 kg/m² for 1.8 mm DFT.

For basement Area: 3 kg/m² for 1.8 mm DFT.

For podium slab Area: 3 kg/m² for 1.8 mm DFT.

Health & Safety: Any splashes on the skin should be washed immediately with water. Splashes to the eyes should be washed immediately with water and medical advice should be sought.

Storage: 12 months from the date of manufacturing

Technical Support:

Technical information regarding MYK Arment range of products can be obtained from the technical cell of MYK Arment.

Product Description:

AquaArm Ultra Primer is a two part Epoxy resin based solvent free primer.

Area Of Application:

As a primer and adhesion promoter on properly prepared surfaces like,

- Moist / Damp Concrete
- Cementitious screed
- Hardened concrete

Advantages:

- Easy to mix and easy to apply
- Suitable for high absorbent surfaces
- can be applied in unventilated area
- No solvent smell
- Good bond strength
- Eco friendly and non toxic

Mixing Instructions:

Stir the contents of the both container (Base and hardener) before use and make homogenize the material in the container with suitable mixing paddle. Then add the hardener into the base container, and mixed for 2 minutes till the mix mass is homogeneous using suitable paddle under slow RPM, using low speed electrical stirrer.

Application Instructions:

Apply one coat of AquaArm Ultra Primer by a medium nap brush / Fleece Roller / Rubber Wiper to be applied as per the coverage only.

Packing:

AquaArm Ultra Primer is available in 4.5 kg (B+H)

Coverage:

0.20-0.40 kg/m²/coat depending on surface porosity.

Health & Safety:

Any splashes on the skin should be washed immediately with water splashes to the eyes should be washed immediately with water and medical advice should be sought.

Storage:

6 months from the date of manufacturing.

Technical Support:

Technical information regarding MYK Arment. range of products can be obtained from the technical cell of MYK Arment.

Product Description:

AquaArm Kool Roof is a single component, Water based, High thermal reflectance & emittance coating. It has the ability to reflect the visible, infrared and ultraviolet (Adhesion Strength: transfer) to the building / structure. Which significantly lowers the surface temperature of your roofs and structural exteriors.

Application areas include:

- Certified green building,
- Commercial and residential Buildings,
- Industrial sheds and godowns,
- Concrete & Metal storage tanks,
- Cold Storages and Warehouses

Advantages:

- Single component
- Ready to use
- Non toxic, High emissivity
- Green building compliant
- Washable

Mixing:

Stir the contents of the container using a Stirrer to homogenize the coating material.

Application Instructions:

Apply AquaArm Kool Roof by a roofing brush or with Medium nap lamb's wool roller on the cleaned and washed surface. The second coat to be applied after a gap of min. 6 hrs. To ensure optimum performance apply the second coat at right angles to the first coat. Ensure that the coated area does not come in contact with water for a minimum 8 hours. After completion of full coating, 48 hours is the (self) curing period for this painted surface. Do not apply the first coat onto freshly placed concrete or mortar until its moisture content falls below 8%.

Curing: AquaArm Kool Roof is self-curing.

Packaging: AquaArm Kool Roof is available in 5, 10 & 20 kg pails.

Coverage: On a smooth dense surface, each pack of 5 kg will cover approximately 17 m² to obtain DFT of approximate 125 microns in two coats.

Health & Safety: Please adhere to valid European Materials Safety Data Sheet (MSDS).

Storage: 12 months from the date of manufacturing.

Technical Support: Technical information regarding MYK Arment range of products can be obtained from the technical cell of MYK Arment.

AquaArm Kool Roof Primer

Product Description:

AquaArm Kool Roof Primer is a special primer for metal and concrete surfaces for the product AquaArm Kool Roof. It is solvent free prime coats on a polymer dispersion basis to improve the bonding capacity of following water containing polymer modified surface sealing, finishes, paints and tile adhesives.

Application areas include:

- Certified green building,
- Commercial and residential Buildings,
- Industrial sheds and godowns,
- Concrete & Metal storage tanks,
- Cold Storages and Warehouses

Advantages:

- Single component
- Ready to use
- Non toxic, High emissivity
- Green building compliant
- Washable

Mixing:

Stir the contents of the container using a Stirrer to homogenize the coating material.

Application Instructions:

AquaArm Kool Roof Primer is ready for use. Application should only be effected with brush or paint- brush. The material can likewise be applied with a suitable sprayer. Further applications can only be done after AquaArm Kool Roof Primer is thoroughly dried.

Curing: AquaArm Kool Roof is self-curing.

Packaging: AquaArm Kool Roof Primer is available in 5 kg

Coverage: AquaArm Kool Roof Primer approx. 100- 150 g/m² for metal Substrate & approx 200 g/m² for concrete substrate.

Health & Safety: Please adhere to valid European Materials Safety Data Sheet (MSDS).

Storage: 12 months from the date of manufacturing.

Technical Support: Technical information regarding MYK Arment range of products can be obtained from the technical cell of MYK Arment.

Description:

AquaArm Crystalline IC is a single component crystalline waterproof coating

Advantages:

- Crystalline waterproofing
- Resist Extreme hydrostatic pressure
- Positive and negative side
- Self healing effect usages
- Basement retaining wall
- Crack bridging up to 0.4mm
- Continually active
- Water treatment plants
- Non toxic(NSF,DVGW)
- Cellar
- Foundation, lift pits
- Tunnels

Mixing of AquaArm Crystalline IC:

Take a clean bucket and pour 6.75 – 8 litres of water and add the AquaArm Crystalline IC powder whilst mechanically stirring the mixture with a slow speed drill (300-700 rpm speed), until a lump free mix is obtained. Mix only that much which can be applied with in 30-60 minutes. Intermediate mixing is also recommended.

Consumption:

1-1.5 kg per m² (depends on the surface condition as well as the concrete quality).

Application of AquaArm Crystalline IC: Surface should be thoroughly prepared and devoid of any impurities. Saturate the entire area with water to SSD condition. Then the mixed material should be spread with a help of stiff brush and applied some force so that the material penetrates the surface. AquaArm Crystalline IC can be spray applied also with proper spray equipment. For more details consult the technical cell of MYK Arment.

Curing and protection:

1. A misty fog spray of clean water must be used on the hardened surface, whilst taking care that treated surface is not damaged by the spray etc.,
2. At normal temperature and humidity 3 time a day for curing is recommended. If the climate is hot and rate of evaporation is high, additional curing should be done to avoid premature drying of the surface.
3. All backing can be done after 36 hours.

Packaging: 10 & 25 kg

Health & safety:

Use of hand gloves is necessary while mixing the product in case of contact with skin or eyes, use plenty of water to wash and obtain medical helps immediately.

Storage: Store in cool dry place

Shelf life: 6 months from date manufacturing.



Description:

AquaArm Sani Guard is an elastomeric, Single Component; liquid applied, seamless, breathable, synthetic rubber based waterproofing system, specially designed for wet areas.

Product: AquaArm Sani Guard

Product: AquaArm Sani Guard PRIMER

Usage:

- Bathroom
- Kitchen Areas
- Shower Areas

Advantages:

- Easy to apply
- Excellent crack bridging
- Breathable
- Fast curing
- Seamless Waterproofing
- Coating system

Mixing & Application:

Open the AquaArm Sani Guard container and using suitable means mix the material for certain time. As the product is a single component mixing is easy and the product has good consistency.

AquaArm Sani Guard PRIMER:

Apply one coat of AquaArm Sani Guard @ 0.2 kg/m^2 by brush on the prepared substrates (consumption depends on the surface condition). It should be allowed to dry (depends upon the surface condition and temperature) before coating with AquaArm Sani Guard

Application of AquaArm Sani Guard:

The material should be evenly applied @ 1.2 kg/m^2 in two coats for a DFT of 0.8mm after ensuring the primer is dried out. The first Coat should be applied horizontally and completely dry before the application of the second coat this will be purely based on the prevailing atmospheric conditions. More the ambient temperature lesser the time gap.

Packaging: 5, 10 & 20 Kg

Pack Size: 10 & 25kg

Dosage/Coverage: 1.2 kg/m^2 in two coats

Precaution: AquaArm Sani Guard Primer to be used as a primer before AquaArm Sani Guard application. Do not dilute with water.

Health & Safety: Use of hand gloves is necessary while mixing the product. In case of contact with skin or eyes, use plenty of water to wash and obtain medical help immediately.

Storage: Store in cool dry place

Shelf Life: 12 months from date of manufacturing.



Description:

SealArm Joint Tape is a composite material, expandable, tensile, high tear resistance, water proof joint tape. It is to be used in conjunction with our waterproofing coating for critical areas like wall-floor junction, cold joints etc. It can also be used for treating expansion joints and also for joints with large dimensions.

We have different type of Joint Tapes in our range (Please refer the TDS for the technical properties for the below products)

- SealArm Joint Tape
- SealArm Joint Tape S
- SealArm Corner Tape

Usages:

- Wall floor Junction
- Floor Joint
- Pipe Sleeves etc.
- Expansion Joint
- Construction Joint
- Large Joints

Advantages:

- Expandable
- Waterproof
- High tear resistance
- Breathable

Application of SealArm Joint Tape:

On the cleaned joint and floor junction MYK Joint Tape is centrally placed on the joint or up stand in such a way that 50% is on the slab surface and 50% on the wall. It can be sandwich with the mixed water proofing material. For Special Joints such as corner joints, pipe joints, pipe penetration or any other openings shall be treated with the joint tapes accordingly in the similar fashion.

Packaging:

12cm x 50mtrs Roll

20cm x 50mtr Roll

1 meter x 25 meter rolls

Dosage/Coverage: In running meter only.

Precaution: Should use on tacky conditions of 1st coat of water proof coating.

Storage: Store in cool dry and weatherproof place

Shelf Life: 5 year from date of manufacturing.



Product Description: AquaArm Damp Coat is a two component epoxy resin based waterproofing compound. One part is consisting of epoxy resin and the other part with curing agent. After mixing both the parts it can be thinned down with water.

Properties:

It possesses all the attributes of normal solvent based epoxy compositions such as excellent water and chemical resistance, adhesion, hardness, toughness and mechanical strength.

Advantages:

- Primer - Can be used as a primer for water based & solvent based paints.
- Microbial resistant - Possesses anti-fungal property and is resistant to micro organisms.
- Being water based it penetrates in concrete/plaster surface seals the porosity and network of fine cracks
- Bonds strongly on cement concrete/mortar, plaster, asbestos sheet etc.
- Excellent resistance to water, salt water, dilute acids, alkalies, soap water, and other chemicals.
- Excellent resistance to positive (hydrostatic) water pressure.
- Water dilutable.

Mixing & Application Instructions:

Take a clean container of volume approx. 2 liter, first stir the Base and Hardener thoroughly in their individual packs to achieve the uniform consistency. Pour the base and hardener in to the clean container Mix base and hardener up to a smooth paste like material. After proper mixing of the base and hardener, add the water into a proper ratio of (B:H:W:: 1:1:1) into the properly mixed paste. Mix the total mass up to a brushable consistency.

Damp Proofing of Vertical Internal Walls:

Surface preparation: Clean the existing substrate as mentioned earlier in the surface preparation section. apply two brush coats of mixed AquaArm Damp Coat at an interval of 6 hours. Allow it to dry for minimum 24 hours before applying a cement sand plaster on walls before painting. AquaArm Damp Coat modified putty can also be used in case of cracks observed on internal damp walls.

As a Waterproofing of RCC water tanks

Apply the first coat of mixed quantity of AquaArm Damp Coat by brush. Allow drying for 6 to 8 hrs. Apply second brush coat of mixed AquaArm Damp Coat. Allow it to cure completely for 24 hours before applying a cement sand plaster on wall or a screed on floors. in case of several leakage problems due to more cracks on the walls, apply AquaArm Damp Coat and OPC white cement putty on the entire surface area. Allow it to dry for at least 24 hours.

AquaArm Damp Coat Putty Preparation

Mix AquaArm Damp Coat (1 part Base & 1 part Hardener) thoroughly, add 2 parts of ordinary Portland. Cement or white cement and add required amount of water to get a plaster like consistency.

Packaging: 1, 1.5 kg (Base + Hardener)

Coverage: As Coating: 7.5 to 8.5 m² per kg per coat,

As cement putty: 0.6 to 0.8 m² per kg per coat

Health & Safety: Please adhere to valid European Materials Safety Data Sheet (MSDS).

Storage: 12 months from the date of manufacturing.

Technical Support: Technical information regarding MYK Arment range of products can be obtained from the technical cell of MYK Arment.

Description:

It is single component modified SBR based, designed for use as a bonding agent and cement modifier. It is suitable as an admixture for obtaining waterproof concrete, plasters and mortars.

Usage:

- Waterproofing & repairs of terrace
- Toilets
- Chajja
- Masonry wall
- Slopping RCC roofs etc
- Repairs to RCC slabs
- Waterproofing mortars/ concretes, in repair mortars/ concretes.

Advantages:

- White liquid, useful as waterproof coat.
- Useful as a bonding agent between old and new concrete surfaces.
- Excellent impermeability & durability in cement mortar.

Mixing & Application:

- Moisten the surface before doing the coating application.
- Apply AquaArm Latex 45 by brush.
- Note- Don't apply coating over loose and cracked plasters surface.

Packaging: 500 ml, 1, 5, 10, 20 & 50 Lit Pack

Dosage / Coverage: 1 Lit of AquaArm Latex 45 per 1.5 to 2.5 Kg of cement for 2sqm in two coats

Precaution: Do not dilute with water

Health & Safety: Adopt health & safety regulations in accordance with local laws. Care should be taken when handling

AquaArm Latex 45 may cause irritation due to its Cementitious nature (please refer to Material Safety Data Sheet for specifics). As typical on most job sites, applicators should wear protective clothing and gloves. Those handling and mixing AquaArm Latex 45 should wear a face mask. Safety shoes and helmets must be worn by staff at all-times. MYK Arment recommends the enforcement of stringent health and safety measures on all job sites.

Storage: Store in cool dry place

Shelf Life: 12 months from date of manufacturing.



Description:

AquaArm Bond Latex is a SBR based liquid for high performance applications in waterproofing and repairs.

Usage:

- As a bond coat for the following
- Plaster to plaster
- Concrete to concrete
- Plaster over brick masonry
- As a additive for waterproof plaster
- To repair Plaster cracks more than 5 mm
- As a coating for prevention of corrosion in rebars mixed with cement

Advantages:

Excellent Coverage-70-80 sq.ft per kg in 2 coats, hence economical Less material wastage- material does not fall back/ rebound, when used as bonding agent High Bond Strength Prevents leakage & dampness Enhances strength of a repair mortar & provides durability

Mixing & Application:

As Bond coat for:

Plaster to plaster

Concrete to concrete

For plaster over brick masonry

Mixing ratio: (AquaArm Bond Latex: water: cement): 1:4:7

- As waterproof coating:

In Residential Water tanks, Chajjas, DPC, Over sunken slabs in bathrooms.

Mixing ratio: (AquaArm Bond Latex: water: cement): 1:4:7

- As a Crack Repair

Plaster cracks more than 5 mm. In gaps developed between masonry and RCC members.

- As coating for prevention of corrosion in rebars

Mixing ratio: (AquaArm Bond Latex: water: cement): 1:4:7

For application as 'salt petre'- free plaster (efflorescence) Brick masonry

Mixing ratio: (AquaArm Bond Latex: water: cement): 1:4:7

Packaging: 500gms, 1, 5, 10, 20 & 50 litre packing.

Dosage / Coverage: 1 kg of AquaArm Bond Latex will cover 70 - 80 sq. ft. area in 2 coats for a proportion mix 1:4:7 (AquaArm Bond Latex: Water: Cement)

Precautions & Limitations:

- Strictly do not dilute beyond recommendation
- To be applied over damp substrate but in a dry to touch state
- Not suggested for use in very critical concrete repairs
- Waterproof coats with AquaArm Bond Latex must be protected with screeds/plasters
- When applying as a bond coat, if it becomes dry, re-apply to reach a tacky state for overlay of concrete or mortar
- 2nd coat of plaster with AquaArm Bond Latex may cause a problem in external painting of the surface

Storage: Store in dry and cool place under shaded area and free from frost.

Shelf Life: Use before 1 year if unopened

Notes

REPAIR & RESTORATION



Description:

ReArm Coat ZP is a two component anticorrosion primer for reinforced steel in concrete repairs.

It actively resists corrosion within the confines of the repair location.

Usage:

- Used as a primer on reinforced bars for anticorrosive system and in concrete repairs
- Also can be used on exterior surfaces as a coating of machinery, fertilizers tanks, and girders in industries.

Advantages:

- Zinc rich system combats corrosion
- Permanent protection to the steel structure
- Excellent adhesion to steel
- Time Saving-touch dry after 35 to 40 Minutes
- Exhibits excellent bond strength in cementitious repair

Mixing & Application:

Stir the Hardener and Resin individually with drill mixer of proper size. Then add the entire content of the hardener into Resin container and stir the two components thoroughly using a low speed mixer for about 2 to 3 Minutes until a uniform color of the mixture is obtained.

Corroded steel shall be fully exposed and all loose scale and corrosion deposits shall be removed. Then apply ReArm Coat ZP as soon as possible over the dry steel surface after completion of the preparation work by using brush.

Packaging: 500gm, 1 kg Pack

Dosage/Coverage:

6.5 m² per Kg @ 50 microns.

Precaution: Do not dilute

Health & Safety

Use of hand gloves is necessary while mixing the product. In case of contact with skin or eyes, use plenty of water to wash and obtain medical help immediately.

Storage: Store in cool dry place

Shelf Life: 12 months from date of manufacturing.



Description:

ReArm KrackFill Paste is composed of high quality weather durable acrylic emulsion polymer based, single pack, ready to use flexible putty for filling the cracks in plastered surfaces.

Areas of Application:

Internal & external plastered brick masonry wall cracks (max. up to 5 mm width crack.)

Advantages:

- Consistency - Paste form, without sagging.
- Ease of application - Easy to apply by putty knife similar to conventional putties.
- Flexibility - Flexible, therefore does not crack & accommodates minor movements in cracks.
- VOC - Water based with very low voc hence eco-friendly.
- Paint ability - Over coatable by any type of polymer based paints, after 24 hours.
- Staining - Non-staining.
- Bonding - Excellent adhesion with cementitious surface.
- Durability - Excellent resistance to UV & atmospheric conditions.
- Toxicity - Non toxic & harmless to hands.

Application:

Press ReArm KrackFill Paste firmly into the crack with a spatula or putty knives and level with the surface. Care must be taken to avoid formation of cavities or bubbles during application. Allow it set for 24 hours and then apply another coat of ReArm KrackFill Paste. Further POP or painter's putty application can be taken up once it is fully dry. For best results allow ReArm KrackFill Paste to cure for 7 days.

Packaging: 1 kg & 3 kg pails.

Coverage:

23 - 25 running meter/kg (for a depth of 5mm and width of 5 mm).

Health & Safety Precautions:

Use rubber hand gloves & safety goggles, while using ReArm KrackFill Paste. In case of contact with skin, wash with plenty of water.

Keep out of reach of children's.

Should any of the products be accidentally swallowed do not induce vomiting but call for medical assistance immediately.

Storage: Store in cool dry place

Shelf Life: 12 months from date of manufacturing.



Description:

It is a cement based polymer modified powder material for filling cracks in plastered surfaces. It is ideal to fill 2 to 3 mm wider static cracks. It has strong adhesion and also non-shrink in nature. It comes in two colors White & Grey.

Usage:

- To fill the static cracks of 2 to 3 mm sizes
- To level the undulation of the unplastered or plastered ceilings and walls
- To provide smooth finish to brick and stone

Advantages:

- Adhesion - Strong adhesion to common building substrates.
- Easy to use
- Good water resistance properties & weathering durability
- Eco-friendly – Does not contain solvent.
- Non shrink in nature

Mixing & Application:

Remove all loose particles from the surface then moisten the surface before doing the coating application.

Then apply ReArm Bond SBR by brush application. Mixing ratio of ReArm Crack-Fill Powder to water varies with respect to area of application. For surface leveling - the ratio is 2 parts of powder to 1 part of water and mix until we get homogeneous consistency. For filling deep holes and cracks - reduce the water quantity to get a thicker pasty consistency. Start addition of crack filler powder gradually under continuous mixing till a homogeneous lump free mix is obtained after addition of balance quantity of water. For smaller mixes wooden or metal spatula can be used and mixed manually. The total mixing time shall not be more than 5 minutes.

Packaging: 500 g, 1, 12 & 25 kg Pack

Dosage/Coverage:


The coverage varies with different application. For crack filling-1 kg powder with 250 ml water will fill a crack of 4 mm width by 4 mm depth up to 32 linear meter.

Precaution: Mix the powder into the water.

Health & Safety: Use of hand gloves is necessary while mixing the product. In case of contact with skin or eyes, use plenty of water to wash and obtain medical help immediately.

Storage: Store in cool dry place

Shelf Life: 12 months from date of manufacturing.



Description:

ReArm Repair Mortar is a polymer modified, flexible, shrinkage compensated Repair mortar for interior and exterior use.

Usage:

Repair work of rupture and defects in wall and ceilings floorings made of concrete and precast concrete.

Advantages:

Good process ability of the flexible, pasty and stable mortar.

Mixing & Application:

The pre weighed material is to be mixed with 800ml (for 5 kg Pack) and 3.75 - 4 ltr (for 25 kg Pack) of water as per required consistency in a container and mixed with a mechanical mean until a homogeneous mass of uniform colour is obtained. The application is carried out on the prepared surface by using trowel to a desired thickness.

In critical areas a coat of bond coat AquaArm UniCoat is recommended which is mixed with cement in the ratio of 1: 3.

Packaging: 25 kg Pack

Dosage/Coverage: Coverage varies with the thickness of application. Typically for 1 mm you will need 1.5 kg per m².

Precaution:

Mix powder into the water

Health & Safety

Use of hand gloves is necessary while mixing the product In case of contact with skin or eyes, use plenty of water to wash and obtain medical helps immediately.

Storage: Store in cool dry place

Shelf Life: 6 months from date of manufacturing.



Description:

ReArm Super Bond is a solvent free epoxy resin bonding agent, which is supplied as a two pack component in pre-weighted quantities for ready to mix and use condition.

Usage:

- For all areas where bonding is required for old to new concrete
It is ideal for the extensions and structural repairs in structural concrete buildings, bridges, roads, loading bays etc.
- Used for vertical and horizontal surface where mortar and concrete can be supported by form work for jacketing

Advantages:

- High Bond Strength for old to new concrete
- Can be used for critical areas, on damp surfaces
- Can be used for horizontal & vertical surfaces
- Extended pot life for better working time

Mixing & Application:

Stir the Hardener and Resin individually with drill mixer of proper size. Then add the entire content of the hardener into Resin container stir the two components thoroughly using a low speed mixer (300-500rpm) for about 2 to 3 Minutes until a uniform color of the mixture is obtained. The mixed ReArm Super Bond should be applied by brush properly and evenly over the well prepared surface. The new concrete has to be placed within 6 to 8 Hrs depending on the temperature.

Packaging: 1 kg Pack

Dosage/Coverage:

1 kg will cover an area of 4 to 5 Sq Mtrs (Depends on the surface)

Precaution: Do not Dilute with water.

Health & Safety: Use of hand gloves is necessary while mixing the product. In case of contact with skin or eyes, use plenty of water to wash and obtain medical help immediately.

Storage: Store in cool dry place

Shelf Life: 12 months from date of manufacturing.



Description:

It is single component modified Styrene butadiene Rubber emulsion specially designed for use as a bonding agent. It is suitable as an admixture for obtaining waterproof concrete, plasters and mortars.

Usage:

- Waterproofing & repairs of terrace
- Toilets
- Chajja
- Masonry wall
- Slopping RCC roofs etc
- Repairs to RCC slabs
- Waterproofing mortars/ concretes, in repair mortars/ concretes

Advantages:

- White liquid, useful as waterproof coat.
- Useful as a bonding agent between old and new concrete surfaces.
- Excellent impermeability & durability in cement mortar.

Mixing & Application:

- Moisten the surface before doing the coating application.
- Apply ReArm Bond SBR by brush application.
- Note- Don't apply coating over loose and cracked plaster surface.

Packaging: 125 ml, 500 ml, 1, 5, 10 & 20 Lit Pack

Dosage / Coverage: 1 lit: 1.5kg to 2kg cement for 2 sqm in two coats

Bonding Agent: 1ltr: 1kg cement

Precaution: Do not dilute with water.

Health & Safety:

Adopt health & safety regulations in accordance with local laws. Care should be taken when handling

ReArm Bond SBR may cause irritation due to its Cementitious nature (please refer to Material Safety Data Sheet for specifics). As typical on most job sites, applicators should wear protective clothing and gloves. Those handling and mixing ReArm Bond SBR should wear a face mask. Safety shoes and helmets must be worn by staff at all-times. MYK Arment recommends the enforcement of stringent health and safety measures on all job sites.

Storage: Store in cool dry place

Shelf Life: 12 months from date of manufacturing.



Description:

ReArm Stone Guard - W Water Repellent is a water diluted solution of alkali alkyl siliconate designed to impart water repellency to a wide variety of surfaces.

Usage:

- For moisture protection of facades or for inclined areas
- Porous concrete, bricks, lime sand stone
- Clinker Facades Stones, Light concrete etc.

Advantages:

- Leaves the interior dry in all weather conditions
- Prevents fungus and moss growth
- Good penetration capacity
- long lasting and durable impregnation to facades
- Nonflammable

Mixing & Application:

Ready to use. Shake well before application.

Ready to use. Applied by brush or spray.

Packaging: 1, 5 & 20 kg Pack

Dosage/Coverage:

2 Sq mtrs per Kg for single coat (depends on the porosity)

Precaution:

Do not dilute with water

Health & Safety:

Use of hand gloves is necessary while mixing the Product. In case of contact with skin or eyes, use plenty of water to wash and obtain medical help immediately.

Storage: Store in cool dry place

Shelf Life: 12 months from date of manufacturing



Description:

ReArm Stone Guard - S is a ready to use solvent based colorless water repellent. It is ready to use material applied on to the construction material and absorbed by capillarity.

Usage:

- For moisture protection of facades or for inclined areas
- Porous concrete, bricks, lime sand stone
- Clinker Facades Stones, Light concrete etc.

Advantages:

- Low Molecular Weight-high penetration depth
- Large alkyl groups-therefore suitable for highly construction chemicals
- Applicable on slightly moist surfaces
- Quick formation of a water-repellent effect therefore fast pelting rain proof

Area's of application:

- ReArm Stone Guard - S is strongly recommended for moisture protection of facades or for inclined areas
- Excellent: for porous concrete, bricks, lime sand stone, mineralic paint
- Good: Concrete cement bonded artificial stone, asbestos cement
- Different: Natural Stone Limited Suitability: plastic Resin plaster
- Not Suitable: Gypsum, plastic resin paints

Packaging: 17.5 kg Pack

Dosage/Coverage:

between 100-1000ml/m² (depends on substrate)

Concrete: 250-500ml/m²

Plaster: 500-800ml/m²

Porous Concrete: 500-1000ml/m²

Precaution: Do not dilute with water

Health & Safety:

Use of hand gloves is necessary while mixing the Product In case of contact with skin or eyes, use plenty of water to wash and obtain medical helps immediately.

Storage: Store in cool dry place

Shelf Life: 12 months from date of manufacturing



Description:

It is chloride free quick setting cement after addition of water, it sets instantly & useful for plugging purpose.

Usage:

- Sealing of burst pipes
- Water leaks
- Manholes
- Tunnels

Advantages:

Instant arrest of the leakage area.

Mixing & Application:

ReArm InstaPlug is pressed into the leaking area or make a wet paste of material with water, when it becomes hot, then press it into the leakage area for 1-2 minutes.

Packaging: 1 & 12 kg Pack

Dosage/Coverage: Depends on the area

Precaution: Should be used to plug the dripping of water.

Health & Safety: Use of hand gloves is necessary while mixing the Product. In case of contact with skin or eyes, use plenty of water to wash and obtain medical help immediately.

Storage: Store in cool dry place

Shelf Life: 6 months from date of manufacturing.



Description:

ReArm Micro Concrete is ready to use single component dry powder cementitious material. It is supplied as a pre blended polymer modified, the addition of recommended water at the site to produce a non shrink free flowing high strength micro concrete. This is specially designed for repair to damaged reinforced concrete. It is suitable for use in wide range of repairs, pavements, ramps etc.

Usage:

- Strengthening of vertical columns
- It is mainly recommended for the repair of damaged concrete structures: columns, beams, slabs etc.

Advantages:

- Can be pumped or poured into restricted locations.
- Highly fluid to allow for placement without vibration.
- Pre-packed for better result on site.
- Low permeability
- Economical
- Contains no chloride.
- Ease of use

Mixing & Application:

For better results mix the material mechanically using paddle stirrer as per the design recommended by MYK Arment. Mix continuously for 5 minutes, ensuring a smooth even consistency of the mix. To enable the concreting operation continuously it is essential that sufficient man power and mixing capacity are available at the site.

Packaging: 25 kg Pack

Dosage/Coverage: Coverage varies with the thickness of application. Typically for 1 mm you will need 1.5 kg per m².

Precaution: Strictly to be followed the water powder ratio as specified. The shuttering should be 100% watertight.

Health & Safety: Use of hand gloves is necessary while mixing the product. In case of contact with skin or eyes, use plenty of water to wash and obtain medical help immediately.

Storage: Store in cool dry place

Shelf Life: 6 months from date of manufacturing.

Description:

ReArm Rust Remover is very effective product for removing mild scale and rust, besides removing thin films of oil and grease from steel surfaces.

Usage:

- Corroded steel surface
- Water pipe lines
- Tank
- Shuttering etc.

Advantages:

- Simple application by brush.
- Effective rust removal, even from areas difficult to reach.
- Contains no chloride- no chance of further corrosion.
- Cost effective coverage

Mixing & Application:

It is a very simple application by brush. In case of heavy rust steel reinforcement remove the loose rust by wire brushing, hammering, and chipping. Then apply ReArm Rust Remover on the effected areas by brush and leave the surface to react for 15-30 minutes. Then the rusty surface will change their colour. After that remove the loose particles of rust by wire brush.

Packaging: 500 ml & 1 lit pack

Dosage/Coverage: It is applied in multiple coats which depend on the surface condition. Number coats to be applied until the desired results are obtained.

Precaution: Do not dilute

Health & Safety: Use of hand gloves is necessary while mixing the product In case of contact with skin or eyes, use plenty of water to wash and obtain medical helps immediately.

Storage: Store in cool dry place

Shelf Life: 12 months from date of manufacturing.



ReArm Rust Converter

Description:

ReArm Rust Converter is a rust treatment which stabilizes and converts adamantly adhering rust into an organo-complex compound, resulting in the formation of a tough non-porous and moisture repelling coating of good mechanical stability, abrasion resistance, bond strength and excellent anti-corrosive properties.

Usage:

- Oil refineries
- Chemical plant and petro chemical industries.
- Steel bridges steel work. Offshore and onshore equipments cranes.
- Marine equipments.
- Civil engineering, construction (steel reinforcement rods).
- Pipes & Steel structural

Advantages:

- Good mechanical stability
- Abrasion resistance
- Bond strength
- Excellent anti-corrosive properties

Mixing & Application:

Apply rust converter with a brush or a roller. It is recommended that any loose rust be removed with a wire brush and the rusty steel surface washed with high pressure water to remove excess salt contamination. The rust converter will dry in 20 minutes however it takes 24 Hours to cure. Application of a second coating will ensure proper rust conversion.

Packaging: 500 ml & 1 lit pack

Dosage/Coverage: It is applied in no. of coats which depend on the surface condition. No. coats to be applied until the desired results are obtained.

Precaution: Do not dilute


Health & Safety: Use of hand gloves is necessary while mixing the product In case of contact with skin or eyes, use plenty of water to wash and obtain medical helps immediately.

Storage: Store in cool dry place

Shelf Life: 12 months from date of manufacturing.



GROUTS & ANCHORS



Description:

ArmGrout ADD is a single component powder Grout additive which is added to cement to produce a free-flow non-shrink expansive grout additive. It is generally used for injection pressure grouting wherever void filling is required and weak concrete structures, honey combed areas etc.

Usage:

- Weak concrete structure
- For Waterproofing by filling pores & cavities
- Honey combed area, voids etc.

Advantage:

- Free flow
- Chloride free
- Excellent adhesion
- Higher fluidity
- Gaseous expansion
- Compensates plastic shrinkage in cement

Mixing & Application:

Add 250 grams pack of ArmGrout ADD into the cement (W/C ratio - 0.45) and mixed with a mechanical means until a homogeneous mass is obtained.

Drill holes with electric drilling machines along the honey combed area and wall floor joints and fix PVC nozzles. Pressure grout should be carried by using hand operated grouting machine through the nozzles starting from one nozzle and stopping the operations when the grout starts coming out from adjacent nozzle, this is done similarly in all the nozzles.

Packaging: 250 grams pack

Dosage/Coverage: 250 Grams per bag of cement

Precaution: Only grey cement to be used

Health & Safety: Use of hand gloves is necessary while mixing the product. In case of contact with skin or eyes, use plenty of water to wash and obtain medical help immediately.

Storage: Store in cool dry place

Shelf Life: 12 months from date of manufacturing.



Description:

ArmGrout NS 50 is a free flow, non-shrink, high strength, expansive grout for machinery foundation. It gives High ultimate compressive strength.

Usage:

- Foundation of Turbine
- Generator, Compressors & Boilers etc., (Pre soak the concrete surface with lot of water before doing the application. Where and all required; water tight shuttering to be used for leak proof pouring of grout.)

Advantage:

- Free flow Non-shrink Develops very high early and final strengths
- Chloride free
- Pre-packed factory blended

Mixing & Application:

Take 4.5 lit of water into a clean container. Then add 25 kg pack of ArmGrout NS 50 into the container and mixed well with a slow speed drilling machine fitted with a paddle until a homogeneous mass is obtained.

It is essential that the machine mixing capacity, material supply and labour availability is adequate to enable the grouting operation to be carried out continuously. This may require the use of a holding tank, with provision for gentle agitation to maintain fluidity. Immediately prior to placement, the mixed grout should be briefly agitated to release any surface tension. At 25°C, place the grout within 15 minutes of mixing to gain the full benefit of the expansion process. The material can be placed in thicknesses up to 100 mm in a single pour when used as under-plate grout. For thicker sections, it is necessary to fill out ArmGrout NS 50 with well-graded silt free aggregate (50% - 100% by weight) to minimize heat build up. Typically a 10mm aggregate is suitable.

Any bolt pockets must be grouted prior to grouting between the substrate and the base. Continuous grout flow during the grouting operation is essential. Sufficient grout must be available prior to starting, and time taken to pour a batch must be regulated to the time taken to prepare the next one.

The mixed grout should be poured only from one side of the void to eliminate the entrapment of air, or surplus pre-soaking water. The grout head must be maintained at all times so that a continuous grout front is achieved.

Packaging: 25 kg Bag

Dosage/Coverage: 25 kg Bag will give 13 lit of mixed material @ 0.18 ratio.

Health & Safety: Use of hand gloves is necessary while mixing the product. In case of contact with skin or eyes, use plenty of water to wash and obtain medical help immediately.

Storage: Store in cool dry place

Shelf Life: 6 months from date of manufacturing.

Description:

ArmGrout NS 65 free flow, non-shrink, high strength, expansive grout for machinery foundation. It gives High ultimate compressive strength.. It give very early and final strength.

Usage:

- Foundation of Turbine
- Generator, Compressors & Boilers etc., (Pre soak the concrete surface with lot of water before doing the application. Where and all required; water tight shuttering to be used for leak proof pouring of grout.)

Advantage:

- Free flow Non-shrink & Chloride free
- Develops very high early and final strengths
- Pre-packed factory blended

Mixing & Application:

Take 4.5 lit of water into a clean container. Then add 25 kg pack of ArmGrout NS 65 into the container and mixed well with a slow speed drilling machine fitted with a paddle until a homogeneous mass is obtained. It is essential that the machine mixing capacity, material supply and labour availability is adequate to enable the grouting operation to be carried out continuously. This may require the use of a holding tank, with provision for gentle agitation to maintain fluidity. Immediately prior to placement, the mixed grout should be briefly agitated to release any surface tension. At 25°C, place the grout within 15 minutes of mixing to gain the full benefit of the expansion process. The material can be placed in thicknesses up to 100 mm in a single pour when used as an under-plate grout. For thicker sections, it is necessary to fill out ArmGrout NS 65 with well-graded silt free aggregate (50% - 100% by weight) to minimize heat build up.

Typically a 10mm aggregate is suitable. Any bolt pockets must be grouted prior to grouting between the substrate and the base. Continuous grout flow during the grouting operation is essential. Sufficient grout must be available prior to starting, and time taken to pour a batch must be regulated to the time taken to prepare the next one. The mixed grout should be poured only from one side of the void to eliminate the entrapment of air, or surplus pre-soaking water. The grout head must be maintained at all times so that a continuous grout front is achieved.

Packaging: 25 kg Bag

Dosage/Coverage: 25 kg Bag will give 13 lit of mixed material @ 0.18 ratio.

Health & Safety: Use of hand gloves is necessary while mixing the product. In case of contact with skin or eyes, use plenty of water to wash and obtain medical help immediately.

Storage: Store in cool dry place

Shelf Life: 6 months from date of manufacturing.

Description:

ArmGrout HF is Polyester based two components, resin system made to give excellent anchorage with good corrosion resistance.

Advantage:

- Rapid Strength
- Corrosion resistant
- Can be applied under water
- Good consistency
- Vibration resistant.

Usage:

- Rock bolting (in tunnels etc)
- Fixing of foundation bolts
- Fixing of reinforcement

Mixing & Application:

The two parts of ArmGrout HF (resin and modified filler) should be mixed thoroughly with mechanical means until a homogeneous mix is obtained.

The mixed material should be poured gradually into the clean hole and the bolt or reinforced rod is pressed in such a way that it touches the bottom of the hole and the resin grout fills the annular space. Slightly move the bolt or reinforced rod once or twice so that even spreading of the anchor grout in the annular space.

Packaging: 1 kg pack.

Dosage/Application:

Depends on hole & bars diameter

Precaution: Do not use if the material is expired.

Health & Safety:

Use of hand gloves is necessary while mixing the product. In case of contact with skin or eyes, use plenty of water to wash and obtain medical help immediately.

Storage: Store in cool dry place

Shelf Life: 6 months from date of manufacturing.



ADMIXTURES & SURFACE TREATMENTS



Description:

Armix SuperPlast is supplied as a brown colour liquid. It has been specially formulated to give high workability or to produce high quality concrete with better density and reduced permeability.

Usage:

- To produce pumpable concrete
- To produce high strength, high grade concrete by substantial reduction in water resulting in low permeability and high early strength.
- To produce high workability concrete requiring little or no vibration during placing.

Advantages:

- Improved workability, Increased strength
- Increased quality, Higher cohesion
- Minimized bleeding and segregation.

Mixing & Application:

Armix SuperPlast directly can be added to the concrete during the process of mixing @ 100-250ml per 1 bag of cement.

Packaging: 1, 3, 5, 10 & 20 Lit Pack

Dosage/Coverage:

100-250 ml per 1 bag of cement

Precaution:

For special cases site trials to be conducted before being used.

Health & Safety:

Armix SuperPlast is non-toxic. Any splashes on the skin should be washed immediately with water.

Splashes to the eyes should be washed immediately with water and medical advice should be sought.

Storage: Store in cool dry place

Shelf Life: 12 months from date of manufacturing.



Description:

Armix Plast 111 is supplied as a brown liquid. It has been specially formulated to give high workability or to produce high quality concrete with better density and reduced permeability.

Usage:

- Suitable for high performance concrete
- To produce pumpable concrete
- To increase workability
- To improve cohesion
- Minimizing segregation and give better finish.
- Chloride free
- Safe for use in prestressed and reinforced concrete

Advantages:

- Improved workability
- Increased strength
- Increased quality
- Higher cohesion - Risk of segregation and Minimized bleeding and segregation.

Mixing & Application:

Armix Plast 111 directly can be added to the concrete during the process of mixing @ 100-125ml per 1bag of cement.

Packaging: 125 ml, 1, 3, 5, 10, 20 & 210 Lit Pack.

Dosage/Coverage: 100-125 ml per 1 bag of cement (Maximum 150 grams)

Precaution: For special cases site trials to be conducted before being used.

Health & Safety:

Armix Plast 111 is non-toxic. Any splashes on the skin should be washed immediately with water.

Splashes to the eyes should be washed immediately with water and medical advice should be sought.

Storage: Store in cool dry place

Shelf Life: 12 months from date of manufacturing.



Product Description:

Armix Dura fast ACL/AC is a liquid accelerating admixture for plain cement concrete & mortar. It is designed to accelerate the normal setting time of concrete. It increases early strength of concrete and mortars. It is intended to improve the physical and engineering properties of concrete such as workability, compressive and flexural strengths.

Armix Dura Fast AC - Chloride free Accelerating admixture

Armix Dura Fast ACL - Chloride based Accelerating admixture

Advantages:

- Prevent the delay of construction jobs in cold weather.
- Reduces initial setting time of concrete.
- Increases strength of concrete & mortar.
- Minimizes the bleeding of water in the concrete mix.
- Provides high early strength for fast demoulding from framework.
- Non-toxic

Application:

Armix Dura Fast ACL/AC is supplied ready for use and should be added to gauging water. It should not be added directly to dry mix. No extension of normal mixing time is necessary.

Uses:

Concrete blocks

Concrete pipes

Precast elements

Cold weather masonry for use in stucco, brick laying, blocks and clay tile laying to accelerate the setting and early strength gain in concrete and mortar mix.

Dosage:

0.5 to 1.5 liters per 50 kg of cement, depending on the amount of acceleration of hardening required and on the ambient conditions. The exact dosage should be determined by site trials.

Packing:

Armix Dura fast ACL/AC is supplied in 5, 20 & 250 Kg drums

Health & Safety:

Armix Dura fast ACL/AC is non-toxic. Any splashes on the skin should be washed immediately with water. Splashes to the eyes should be washed immediately with water and medical advice should be sought.

Storage:

12 months from the date of manufacturing

Technical Support:

Technical information regarding MYK Arment range of products can be obtained from the technical cell of MYK Arment.

Armix HP 5

Product Description: Armix HP 5 based on PCE base Polymers and is supplied as a clear to light brownish liquid instantly dispersible in water. Armix HP 5 has been specially formulated to give High water reductions without loss of workability and to produce high quality concrete of reduced permeability.

Usage: To produce lower and medium grade concrete To produce pumpable concrete of medium grade. To produce high strength, high grade concrete by substantial reduction in water resulting in low permeability and high early strength. To produce high workability concrete requiring little or no vibration during placing.

Advantages:

- Improved workability - Easier, quicker placing and compaction.
- Increased strength - Provides high early strength concrete and with reduced water contents precast Concrete.
- Improved quality - High Durability due to denser, close textured concrete with reduced porosity.
- Higher cohesion - Risk of segregation and bleeding minimized; thus aids pumping of concrete

Chloride free - Safe in prestressed concrete and with sulphate resisting cements and marine aggregates

Application Instructions: Dosage: Trials need to be carried out at site to determine the exact dosage of the admixture for the particular mix design and materials. However for normal grades of concrete a dosage from 0.4% - 1.0 % by weight of cement is recommended, the dosage may be increased to 1.5% to achieve specific slump requirements. For microsilica concrete where a high amount of water reduction and slump retention are required, trials need to be carried out to arrive at the correct dosage, as the dosage may increase up to 2.0% or even upto 2.5% by weight of cement depending on mix design and performance required.

Packing: Armix HP 5 is supplied in 20 & 225 Kg drums.

Workability: Can be used to produce flowing concrete that requires no compaction. Some minor adjustments may be required to produce high workable mix without segregation.

Cohesion: Cohesion is improved due to dispersion of cement particles thus minimizing segregation and improving surface finish. **Compressive strength:** Early strength is increased upto 40 to 50% if water reduction is taken advantage of. Generally, there is improvement in strength upto 20% depending upon W/C ratio and other mix parameters.

Durability: Reduction in W/C ratio enables increase in density and impermeability thus enhancing durability of concrete.

Health & Safety: Armix HP 5 is non-toxic. Any splashes on the skin should be washed immediately with water. Splashes to the eyes should be washed immediately with water and medical advice should be sought.

Storage: 12 months from the date of manufacturing

Fire: Armix HP 5 is non flammable.

Quality Policy: The information given in the data sheet is based on the years of experience, and found correct to the best of our knowledge. However the success of the product & its application is dependent on many external factors. We are fully assured of our products quality at the time of dispatch. As we are constantly endeavoring to enhance the qualities of our products which may reflect changes in the data sheets. Hence in the event of any doubt on critical parameters it is advisable to consult our technical department.

Technical Support: Technical information regarding MYK Arment range of products can be obtained from the technical cell of MYK Arment

Product Description:

Armix HP 10 is differentiated from conventional superplasticisers in that it is based on a unique carboxylic ether polymer with long lateral chains. Armix HP 10 combines properties of water reduction and workability retention. It allows the production of high performance concrete and/or concrete with high workability.

Usage:

Armix HP 10 is a high performance super-plasticizer intended for applications where increased early and ultimate compressive strengths are required, and it has been developed for use in:

- Self compacting concrete
- Pumped concrete
- Concrete requiring long workability retention
- High performance concrete

Advantages:

- Increased early and ultimate compressive strengths & Increased flexural strength
- Higher E modulus
- Better resistance to carbonation
- Lower permeability
- Application Instructions

Dosage:

The optimum dosage of Armix HP 10 to meet specific requirements should be determined by trials Using the materials and conditions that will be experienced in use. The normal dosage range is between 0.3 to 2.5ltrs/100 kg of cementitious material.

Packing:

Armix HP 10 is supplied in 20 & 225 Kg drums

Health & Safety:

Armix HP 10 is non-toxic. Any splashes on the skin should be washed immediately with water. Splashes to the eyes should be washed immediately with water and medical advice should be sought.

Storage:

12 months from the date of manufacturing

Technical Support:

Technical information regarding MYK Arment range of products can be obtained from the technical cell of MYK Arment.

Product Description:

Armix HP 20 is differentiated from conventional superplasticizers is due to the fact that it is based on a unique carboxylic ether polymer with long lateral chains. This greatly improves cement dispersion. At the start of the mixing process an electrostatic dispersion occurs but the cement particle's capacity to separate and disperse. This mechanism considerably reduces the water demand in flow able concrete.

Usage:

Armix HP 20 is a high performance superplasticizer intended for applications where increased early and ultimate compressive strengths are required, and it has been developed for use in:

- Self compacting concrete
- Pumped concrete
- Concrete requiring long workability retention
- High performance concrete

Advantages:

Increased early and ultimate compressive strengths

Increased flexural strength

- Higher E modulus
- Improved adhesion to reinforcing and pre stressing steel
- Better resistance to carbonation
- Lower permeability
- Better resistance to aggressive atmospheric condition Reduced shrinkage and creep
- Increased durability

Application Instructions:

Dosage:

The optimum dosage of Armix HP 20 to meet specific requirements should be determined by trials using the materials and conditions that will be experienced in use. The normal dosage range is between 0.3 % to 2.0 % by weight of Cementitious material.

Packing:

Armix HP 20 is available in 20, 225 Kgs.

Health & Safety:

Armix HP 20 is non-toxic. Any splashes on the skin should be washed immediately with water. Splashes to the eyes should be washed immediately with water and medical advice should be sought.

Storage:

12 months from the date of manufacturing

Technical Support:

Technical information regarding MYK Arment range of products can be obtained from the technical cell of MYK Arment.

FLOORING & COATINGS



Description:

FloArm Floor Hard is a single component ready to use, dry shake, monolithic, non metallic surface hardener.

Usage:

- Industrial floors subject to Repair workshops heavy traffic
Machine shops
- Loading areas/unloading areas

Warehouse Floors

- Ramps and Trucking lanes, Car parks and garage floors etc.

Advantages:

- Good wear and abrasion resistant topping which are nondusting
- Non-slip and anti skid even in areas where oil is spilled
- Monolithic bond with the base concrete
- Facilitates easy cleaning
- Long life and low maintenance
- It resists petrol, mineral oils etc
- Non-rusting and thus trouble free
- Increased strength and impact resistant

Mixing & Application:

Application is carried out in two stages. In 1st operation broadcast 50% of the material evenly on green stage of concrete. Then troweling is to be done to close pores & remove disc mark. The 2nd application is done immediately.

Packaging: 25 kg Pack

Dosage/Coverage:

For Low traffic	–	2.5-3 kg/ m ²
For Medium traffic	–	3.5-4.5 kg/ m ²
For Heavy traffic	–	4.5-6.57 kg/ m ²

Precaution: For special uses site trials are suggested

Health & Safety: Use of hand gloves is necessary while mixing the Product In case of contact with skin or eyes, use plenty of water to wash and obtain medical helps immediately.

Storage: Store in cool dry place

Shelf Life: 12 months from date of manufacturing.



Product Description:

FloArm PU Shield – G is a water based polyurethane resin dispersion specially formulated to provide a durable coating suitable for application to both vertical and horizontal surfaces. It cures to form a smooth hygienic matt film with good resistance to a wide range of mineral and organic acids, fats, alkalis and oils.

Uses:

FloArm PU Shield – G is used as a hygienic chemical resistant and UV stable exterior & interior coating for concrete walls, and concrete floors.

Advantages:

- Excellent adhesion and compatible with all substrates.
- Can be applied directly on to concrete wall and floor surface.
- It is hygienic and aesthetic forms a smooth, matt and easy to clean surface on curing.

Mixing: First thoroughly mixed the individual container of the base, Pigment paste and the Hardener before mixed together. First add the pigment paste into base container, mixed properly, emptied out the all the pigment paste from the container by adding 10-15 ml water. Then add entire contents of the hardener in to the container having mixed material (base + pigment paste), (wash the empty hardener can with 25 – 50 ML of water and detain all the quantity. of hardener sticking to the can and add the washed water also in the base container, use decontaminated drinking water for washing) Mix the entire contents for at least 3 minutes mechanically using a slow speed (300 - 500 rpm) heavy duty drill fitted with a mixing paddle mix till homogeneous consistency and colour is obtained

Application:

The mixed FloArm PU Shield – G shall be applied to the dry, prepared substrate making sure a continuous film is achieved using a standard paint brush, good quality lamb wool roller or spray equipment. The optimum dry film thickness of 80 micron is achieved in two coats.

Packaging:

FloArm PU Shield – G : Available in 6 kg packing (Base + Hardener + Pigment Paste)

Coverage:

Approximately 8 m²/kg @80 microns WFT (40 Micron DFT) each coat. 2 Coats recommended. Hence coverage will be Approximately 4 m² /kg @ 80 Micron DFT in two coats. However, practical coverage depends on the nature and porosity of the substrate and application conditions. It is always recommended do on site substrate sample application to understand the consumption (Consumption for the porous substrate goes more as compare to the non porous substrate.)

Storage and Shelf Life:

Shelf Life: 6 months if stored in unopened container below 30°C under shaded area.

Product Description: FloArm PU Shield – M is a two component, clear aliphatic polyurethane coating. It provides excellent abrasion resistance, improved scratch resistance and a clear matt finish.

Advantages:

- Clear translucent, aesthetic finish
- No solvents needed for clean-up on project
- Excellent UV resistance
- Virtually no odor, very low VOC
- Easy to clean and maintain
- Cures to a satin matt finish
- Good chemical resistance.
- Excellent abrasion resistant

Mixing:

Components A (resin) and B (hardener) are delivered in separate containers in a predetermined mixing ratio. Pour component A into component B. Ensure that the hardener drains completely from its container. Mixing of the components is to be carried out with a suitable mixer at approx. 300 rpm (e.g. drill with paddle). It is important to also stir from the sides and the bottom to ensure that the hardener is evenly dispersed. Stir until the mix is homogenous (free from striations); mixing time 3 minutes. The minimum temperature during mixing should be +25° C. Do not use mixed material directly from the packaging. Decant the material into a clean container and mix through thoroughly once again.

Application:

Apply FloArm PU Shield – M in two coats. Pour the mixed material over the floor in sections and spread with a solvent resistant rubber bladed squeegee and subsequently roll thoroughly and evenly with a short napped fur roller or surface leveler. Keep areas of overlap to a minimum.

Packaging:

FloArm PU Shield – M is available in 4.0 kg composite pack. Components A and B (separate containers) are delivered in a predetermined mixing ratio.

Coverage:

Coverage rates are approximate and will vary with the desired texture and the porosity of the substrate. Porous substrates: approx. 250 g/m², Non-porous substrates: approx. 150 g/m² (actual consumption would depend on the surface, These data are for reference)

Storage and Shelf Life:

6 months when stored dry, cool and frost-free above + 1 0° C in the original unopened packaging under shaded area. Store under cover, out of direct sunlight and protect from extremes of temperature. In tropical climates the product must be stored in an air-conditioned environment. Shelf life is 6 months when stored as per above. Failure to comply with the recommended storage conditions may result in premature deterioration of the product or packaging. For specific storage advice please consult MYK Arment Technical Services Department.

Description of Product

FloArm Coat APB is a non degrading, film forming liquid based on an acrylic modified polymers. Once applied it forms a tough, clear seal which will resist oil and fuel spills, fungal growth and protect against weather damage. It stabilizes the sand within the joints of the block pavers to resist washout.

Advantages

- Clear glossy finish
- Resists oil and fuel spills
- Protects against weather damage and fungal growth
- Quick Turnaround - treated surfaces are ready to use the same day
- Long lasting protection

Application

Shake well before use and pour into a roller tray. Best results will be achieved using a good quality long pile brush, emulsion brush or knapsack sprayer. Apply evenly making sure that all surface irregularities are covered.

Careful attention should be paid to textured block paving slabs to ensure an even coating and avoid ponding of surface Depressions. Allow to dry for 8 hours and apply a second coat. A further coat may be necessary on very porous surfaces to give maximum protection. Treated blocks will accept light foot traffic after 8 hours and vehicles 24 hours after application at 30°C.

Packaging :

1, 5, 20, 50, 100 & 210 kgs.

Coverage

For Block Paving 4 to 5 square meter per kgs depends on the absorption of the block surface . (in two coats)


Storage

Ensure container is resealed after opening and store upright in cool, dry conditions.

Shelf Life

Minimum 1 year when stored in unopened containers in a shaded area according to manufacturer's instructions.

BUILDING & JOINTS SEALANTS



Description:

SealArm PSP is two packs Polysulphide based, tough flexible durable with strong adhesive sealant and is a pourable version, basically used for movement joints in concrete and pavements.

Usage:

- Sealing of expansion, contraction & construction joints in building structure such as basements, subways, retaining walls, floors, external walls, roof terraces & ceilings especially structural expansion joint running through the ceiling.
- Sealing of dynamic structural cracks
- Sealing of water retaining structure joints such as Water tank, reservoir, dams, canals, and water treatment plant.
- Sealing of joints in traffic areas such as Bridges, roads and car parking areas

Advantages:

- UV Resistant
- Good Weatherability
- Flame and fuel resistant
- Excellent Flexibility and movement tolerance
- Good resistance to chemicals and hydrocarbons

Mixing & Application

The preweighed components base and hardener have to be mixed individually with a mechanical stirrer before the two are mixed together. Then add the entire contents of hardener to the base container and mix it for 3 minutes by using a mechanical mean until a homogeneous mix is obtained. The mixed SealArm PSP can be poured directly from the mixing container. Pour into the joint to the required level. Finally strip of the masking tape that has been used.

Packaging: 4 Kg pack.

Dosage/Coverage:

Sealant Requires in Kg $\frac{W \times D \times L}{1000} = \text{Kg}$

W – Joint Width in Mtr

D – Sealant Depth in Mtr

L – Joint Length

Precaution: Primer should be applied before doing the application with SealArm PSP. Pot life is 20mins

Health & Safety: SealArm PSP should be applied with gloves and care should be taken to see that it doesn't fall on screen or eyes. Splashes on t eyes have to be immediately washed with plenty of water and medical advice has to be taken.

Storage: Store in cool dry place

Shelf Life: 12 months from date of manufacturing



Description:

SealArm PSG is two packs Polysulphide based, tough flexible durable with strong adhesive sealant basically used for movement joints in concrete and pavements. When the two packs are mixed and it forms tough, flexible durable rubber like material with strong adhesive property on most building substrates and joints.

Usage:

- Sealing of expansion, contraction & construction joints in building structure such as Basements, subways, retaining walls, floors, external walls, roof terraces & ceilings especially structural expansion joint running through the ceiling.
- Sealing of dynamic structural cracks
- Sealing of water retaining structure joints such as Water tank, reservoir, dams, canals, and water treatment plant.
- Sealing of joints in traffic areas such as Bridges, roads and car parking areas

Advantages:

- UV Resistant
- Good Weatherability
- Flame and fuel resistant
- Excellent Flexibility and movement tolerance
- Good resistance to chemicals and hydrocarbons

Mixing & Application: The preweighed components base and hardener have to be mixed individually with a mechanical stirrer before the two are mixed together. Then add the entire contents of hardener to the base container and mix it for 3 minutes by using a mechanical mean until a homogeneous mix is obtained. The mixed SealArm PSG can be poured directly from the mixing container. Pour into the joint to the required level. Finally strip of the masking tape that has been used.

Packaging: 4 Kg pack

Dosage/Coverage:

Sealant Requires in Kg $\frac{W \times D \times L}{1000} = \text{Kg}$

W – Joint Width in Mtr

D – Sealant Depth in Mtr

L – Joint Length

Precaution: Primer should be applied before doing the application with SET PRIMER. Pot life is 20mins

Health & Safety: SealArm PSG should be applied with gloves and care should be taken to see that it doesn't fall on screen or eyes. Splashes on t eyes have to be immediately washed with plenty of water and medical advice has to be taken.

Storage: Store in cool dry place

Shelf Life: 12 months from date of manufacturing



SealArm Tape Bond

Description:-

SealArm Tape Bond is a two-component, solvent-free, 100% solids, high-modulus, non-sag, multipurpose bonding agent for horizontal, vertical and overhead applications. When mixed SealArm Tape Bond will give a smooth, paste like consistency used for structural and waterproof bonding of a wide range of construction substrates.

Advantages:

SealArm Tape Bond is characterised by:

Easy to mix, apply & clean

High early & final compressive, flexural, bond & tensile strengths

Resistant to many dilute acids, alkalis and solutions aggressive to concrete

Bonds to both dry & damp substrates

Bonds to many substrates such as mortar, steel, aluminium & glass

Two-colour coded components indicate mixing homogeneity once achieved

For horizontal, vertical and overhead application

hardens without shrinkage

Excellent abrasion resistance

Innocuous once cured

Mixing:

Both components, A (resin) and B (hardener), are delivered in a predetermined mixing ratio. Empty all the contents of component B into the component A container. Mechanically stir both components using appropriate mixing paddle attached to a slow speed mixing drill (300 to 400 RPM) until a homogeneous and well dispersed mixture is obtained. Ensure that no unmixed material is left on the sides and bottom of the container. Decant the material into a clean container and thoroughly mix once again for 3 minutes. The material temperature during mixing should always be 25° C or lower.

Method of Application:

Evenly spread SealArm Tape Bond onto the well prepared substrate as an adhesive using a trowel, steel float or notched trowel and ensure a minimum adhesive bed thickness of 2.0 mm. When using as an anchoring grout, apply SealArm Tape Bond into the prepared opening ensuring continuation and compaction of the product to prevent air entrapment. Push – whilst gently twisting in one direction – the reinforcement bar until fully embedded.

Packaging:

SealArm Tape Bond is supplied in 6 kg kits consisting of 2 components. Both components are delivered at a predetermined mixing ratio.

Coverage:

SealArm Tape Bond: approx. 1.55 kg/m² per mm thickness. Higher consumption is expected on rough surfaces. Always allow for wastage when calculating quantities to order.

Storage & shelf life:

Both components (A and B) have a shelf life of 12 month when original, unopened containers are stored in a dry and frost-free environment above 5° C.

Product Description:

SEALARM PU FLEX is a single component pigmented polyurethane sealant. SEALARM PU FLEX- is light and uv stable characterized by high elasticity. it possess good resistance to dilute acids and alkalis, salt solutions, neutral water based cleaners as well as hot oils and fats.

Scope of use:

Industrial areas, breweries, dairies, commercial kitchens, balconies, as well as between concrete elements

Technical data

Elongation: Approx. 300%

Tear strength: 7 kg/cm²

MAF: Approx. 15

Max. Joint width: 30mm

Min. Joint Width: 10mm

Min. depth : 8mm

Application:

Close the joint with backing strip/rod. Prime mineral-based highly porous joint edges with SealArm PS Primer. Prepare Non porous joint edges with SealArm PS Primer. Construct joint dimensions (width:depth) with the joint factor

1:1 upto 10 mm wide joints

2:1 from 10 to 30 mm

Packing:

Available in 600 ml sausage

SealArm primer-250ml

Storage:

12 months from the date of manufacturing

Technical Support:

Technical information regarding Schomburg range of products can be obtained from the technical cell of MYK Arment.

Description

SealArm Corner Tape – M is water impermeable JOINT TAPE. This tape is easy to handle and perfectly combines to the waterproofing systems AquaArm Sani Guard, AquaArm WPU Ultra, AquaArm Coat WAC, and AquaArm Top Guard etc.

Application

The waterproofing material is to be applied over the joints to be bridged at least 2 cm wider than the joint tape's width.

The joint tape is laid onto the fresh layer, pressed on it evenly and wrinkle-free and then overworked with the waterproofing material except for the expansion zone. Joints are to be fully bond.

Packaging:

Width 12 cm Length 50 m, 4 rolls in one per box

Storage and shelf life:

Cool and dry, protect against sunlight, use within 24 months after receipt.

SealArm Joint Tape S is a new type of composite material, expandable, with a high tensile stable, waterproof but allows intrusion of water vapour diffusion pores. It guarantees the fast drying of water-containing tile adhesives and water proofing layers. SealArm Joint Tape S is highly resistant to aggressive substances. SealArm Joint Tape S is a product according to the ZDB- leaflet

"Instructions for the application of waterproof- ing layers in composite with covering and panelling of tiles and panels for interior and exterior use."

Instructions for Use:

SealArm Joint Tape S is pressed on joints over surfaces that are treated with respective waterproofing materials. The surface sealant (atleast 2 cm in width) and wider than the sealing tape is to be applied on both sides of the bridged joints. The joint tape is to be applied on the new surface, evenly placed without creasing. Then the sealant can be applied. The area of the settlement joint (for the subsequent elastic joint application) should be kept free from sealant.

Application:

For waterproofing of expansion and dilation joints in swimming pools, park decks & soiled earth areas.

Suitable material for application of sealarm joint tape s are AquaArm Sanguard, AquaArm Flexicoat, AquaArm WPU Ultra.

Packaging :

- 1 metre width in 25 metre rolls.
- 20cm width in 25 & 50 mtr. rolls.
- 12cm width in rolls upto 50mtr.

Technical Support:

Technical information regarding MYK Arment range of products can be obtained from the technical cell of MYK Arment.

GOVT. ORGANISATIONS

- NHAI
- CPWD / PWD
- RBI
- MES
- HSIIDC
- INDIAN OIL CORPORATION LTD
- ONGC
- DRDO
- HYDERABAD GROWTH CORRIDOR

PUBLIC SECTOR COMPANIES

- BHEL
- AIRPORT AUTHORITY OF INDIA
- BEML

PRIVATE COMPANIES

- ADITYA BIRLA CENTRE
- ALIENS SPACE STATION
- AMIT BLOOMFIELD
- ANRAK ALUMINIUM LIMITED
- ASHOK LEYLAND
- AUTOLITE INDUSTRIES LTD
- BAJAJ AUTO LIMITED
- BHARAT FORGE
- BIG BAGS INDIA LIMITED
- BIRLA CELLULOSE
- BOSCH INDIA LTD
- CNN-IBN STUDIO
- DALMIA CEMENT LIMITED
- DR. REDDY LAB
- FLAGSHIP INFRASTRUCTURES PVT. LTD.
- GAYATHRI PROJECTS
- GOEL GANGA DEVELOPMENTS
- GUJRAT PIPAVAV PORT LTD
- GVR INFRA
- HYATT HOTELS
- ICICI BANK
- INDIA CEMENTS
- ITC BHADRACHALAM
- LAFFANS PETROCHEM
- LARSEN AND TOUBRO LIMITED
- LEONIA RESORTS
- MAGARPATTA TOWNSHIP

DEVELOPMENT

- MARUTI UDYOG LIMITED

- MAYTAS INFRA
- MEENAKSHI
INFRASTRUCTURES LIMITED
- MINDA LIGHTENING LTD.
- NAMAN CENTRE
- NANDED CITY
- TOWNSHIP DEVELOPMENT.
- PARASHAKTHI CEMENTS LIMITED
- PARANJAPE SCHEMES
(CONSTRUCTIONS) LTD.
- PENNA CEMENT INDUSTRIES
- PROPACK SHREINER PVT. LTD.
- RIETER INDIA PVT.LTD.
- RPG LIFESCENCE LTD
- SCIGEN BIOPHARMA
- SIMPLEX INFRASTRUCTURES
- SOBHA DEVELOPERS LIMITED
- SOFTEL HOTELS
- SOMA ENTERPRISES LTD.
- SUCHETA KRIPLANI HOSPITAL
- SUDHAMAYI FOODS PVT LTD
- SURYALATHA SPINNING MILLS.
- TRIVENI AVIATIONS
- VARUN BEVERAGES
- VEER CHEMIE
- VENKATESH EQUIPMENTS PVT LTD.
- ZIEMANN INDIA
- ZUARI LIMITED

READY MIX COMPANIES

- ACC CONCRETE
- IJM CONCRETE
- GODREJ
- RDC CONCRETE (INDIA)
PVT.LTD.
- ULTRA TECH (GRASIM INDUSTRIES
LTD. BIRLA READY MIX)
- APARNA ENTERPRISES.

Notes



Corporate Office:

MYK SCHOMBURG INDIA PVT LTD

Corporate Office: 8-2-703/A, 3rd floor, Leela Gopal Towers,
Road No. 12 Banjara Hills, Hyderabad - 500 034.

Tel: +91 40 3040 0000, Fax: + 91 40 3040 0099,

email: myk@mykarment.com www.mykarment.com

Regional Office: Ahmedabad: 09618109494 | Bangalore: 09844722602 / 09980666724 | Chennai:
09677888716 / 09789846598 | Surat: 09618018686 | Goa: 09618107676 | Hyderabad: 09490750208 /
09618467070 | Indore: 09617650036 | Mumbai: 09618015252 | Nagpur: 09618388633 / 09618388644 |
Pune: 09618106767 / 09618105252 | Raipur: 08370039983 | Cochin: 08138905944 | Bhubaneswar:
09963304560 | Vijayawada: 09618422522 / 09490750208 | Sangli: 09665699562